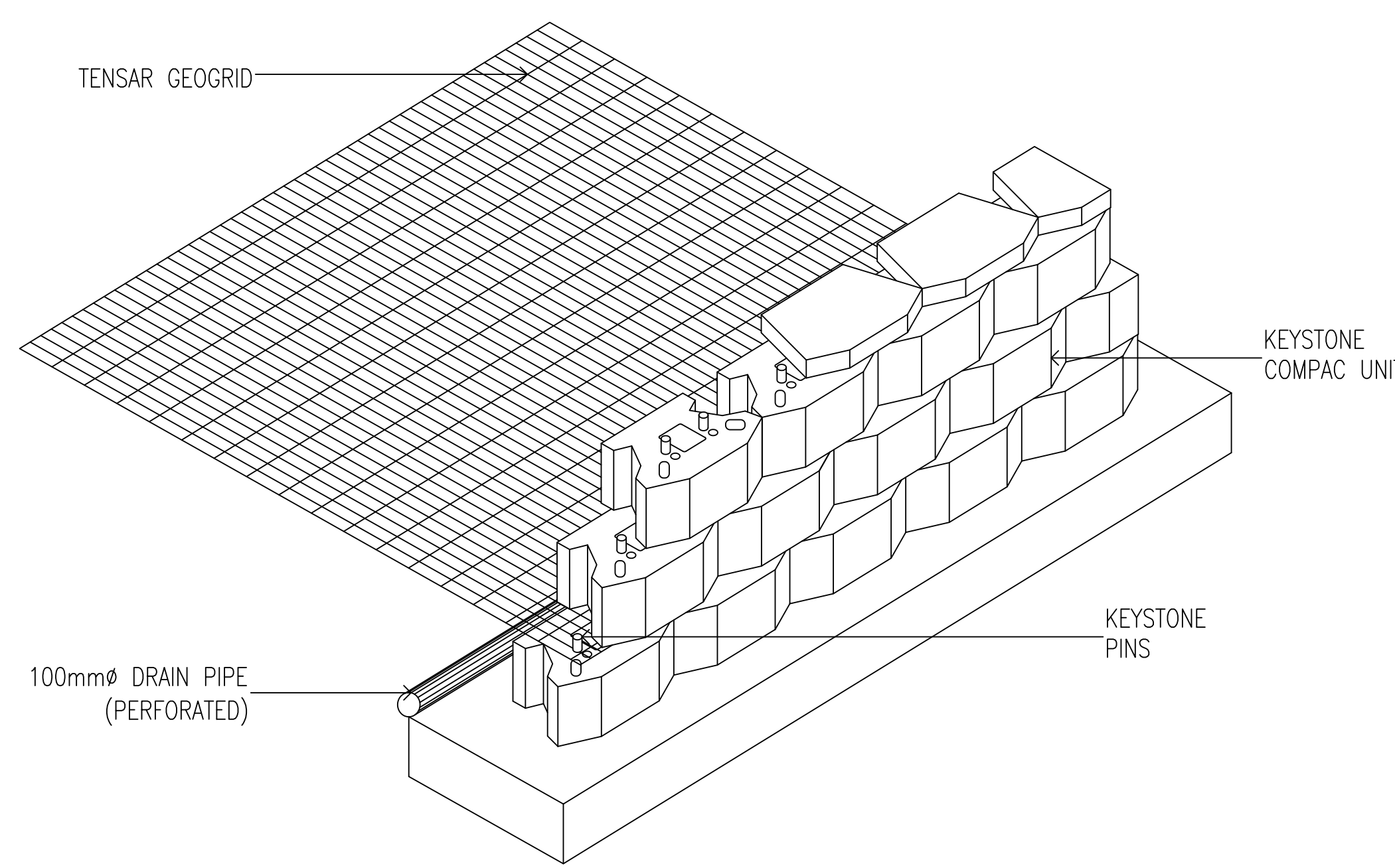


### SITE DEVELOPMENT PLAN

SCALE 1 : 1000 M T S .

#### BASE LEVELING PAD NOTE:

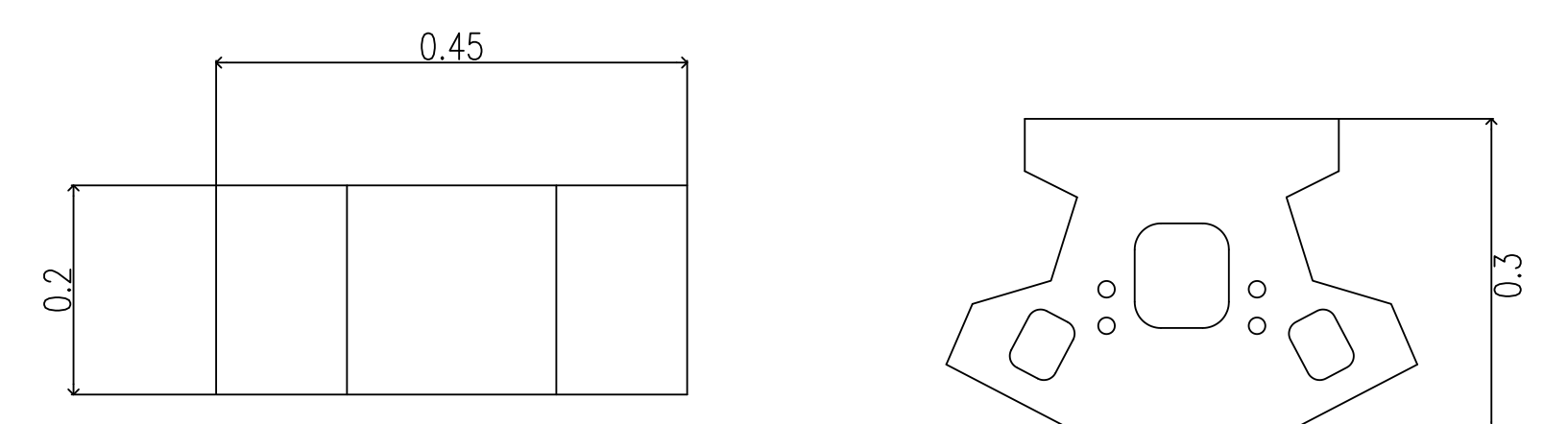
1. THE LEVELING PAD IS TO BE CONSTRUCTED OF CRUSHED STONE OR 2,000 PSI± REINFORCED CONCRETE
2. THE BASE FOUNDATION IS TO BE APPROVED BY THE SITE GEOTECHNICAL ENGINEER PRIOR TO PLACEMENT OF THE LEVELING PAD.
3. LEVELING PAD MATERIAL SHALL BE PLACED TO THE LINES AND GRADES SHOWN ON THE CONSTRUCTION DRAWINGS, TO A MINIMUM THICKNESS OF 150mm & EXTENDED Laterally A MINIMUM OF 150mm IN FRONT & BEHIND THE MODULAR WALL UNIT.



### COMPAC UNIT/ BASE PAD ISOMETRIC VIEW

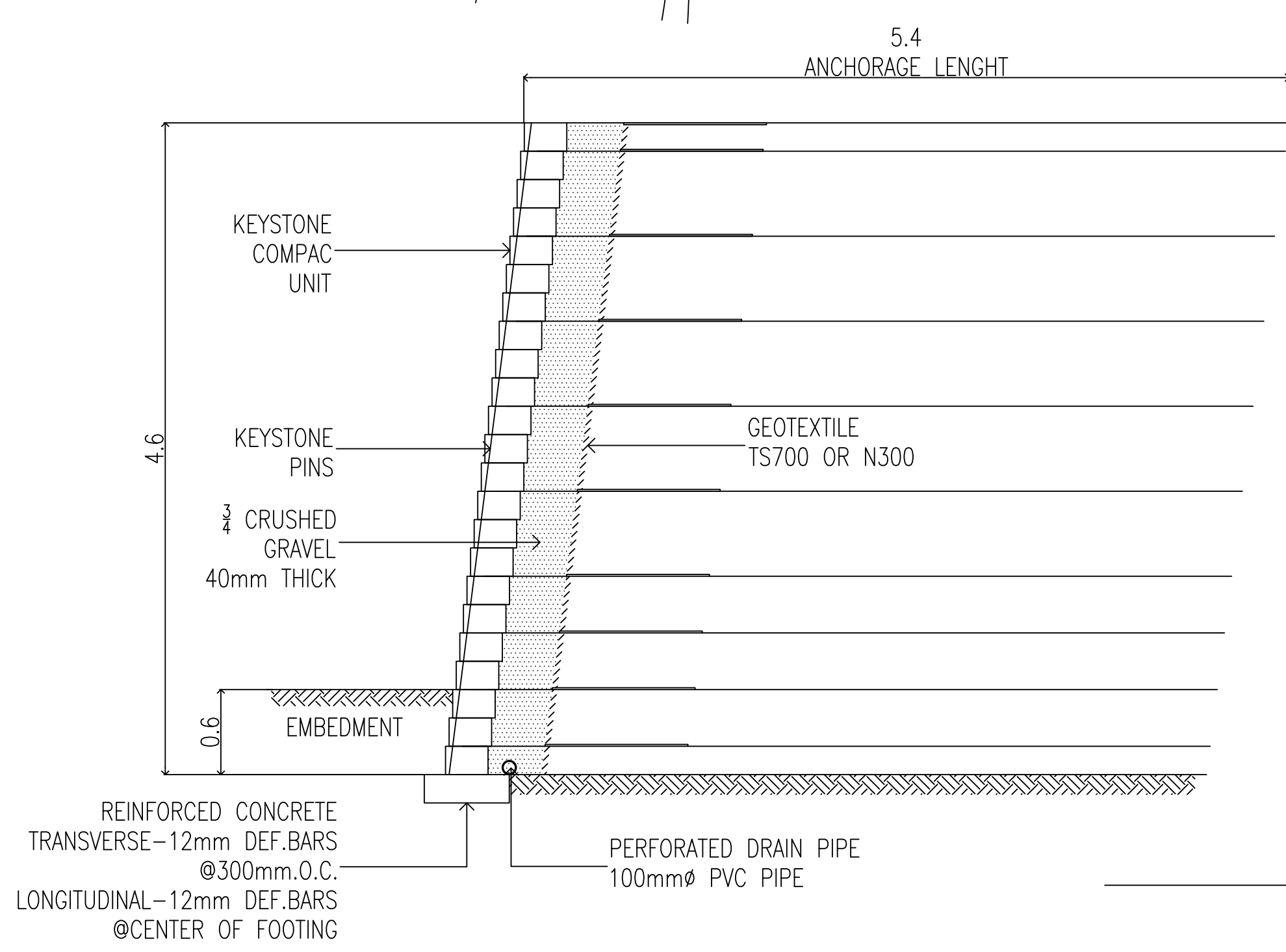
SCALE N T S

COMPAC UNIT	
WIDTH	0.45M
DEPTH	0.30M
HEIGHT	0.20M
WEIGHT	35KGS



### COMPAC UNIT

SCALE N T S



### 8° INCLINED WALL KEYSTONE REINFORCED WALL SECTION

SCALE N T S

- REINFORCED CONCRETE TRANSVERSE - 12mm DEF. BARS @ 300mm O.C. LONGITUDINAL - 12mm DEF. BARS @ CENTER OF FOOTING
- EMBEDMENT
- CRUSHED GRAVEL 40mm THICK
- KEYSTONE PINS
- KEYSTONE COMPAC UNIT
- ANCHORAGE LENGTH 5.4
- GEOTEXTILE TS700 OR N300
- PERFORATED DRAIN PIPE 100mm PVC PIPE
- TENSAR GEOGRID 40RE
- TENSAR GEOGRID 55RE

PROJECT TITLE		OWNER	DESIGN BY	REVISIONS	DATE	SHEET CONTENTS	PROJECT NO.	OWNER
PRC. NO.			DATE			DESIGN OF RETAINING WALL		
T.I.N.			DRAFT/CAD BY				FILE NO.	
P.T.R.			APPROVED BY					
LOCATION	BRGY. GONZALES TANAUAN CITY	APPROVED DATE	CAD FILE NAME					